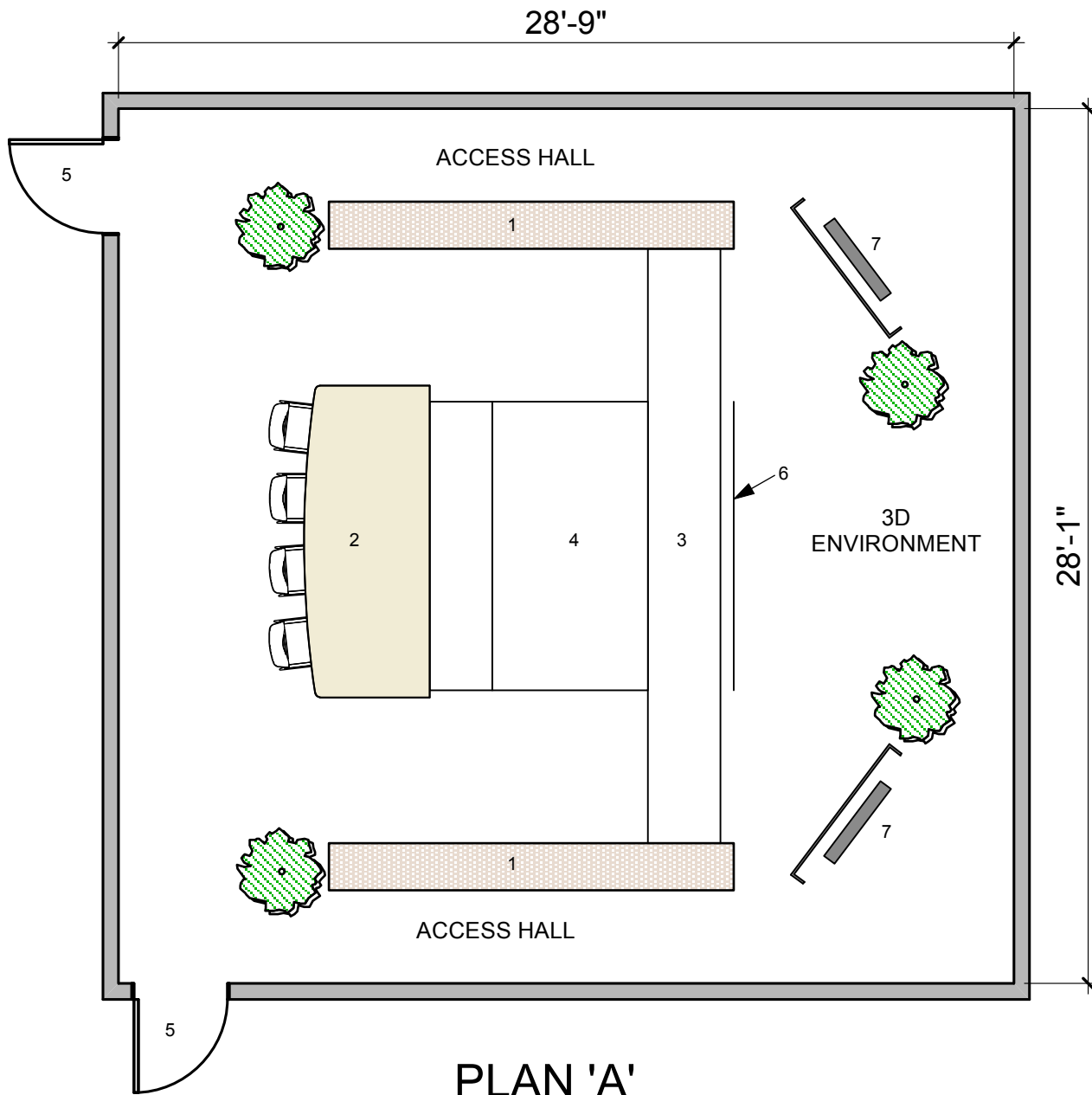


DVE IMMERSION ROOM



LEGEND

1. PARTITION WALLS
2. MAPLE TABLE
3. LOW SPEAKER PARTITION
4. HD PROJECTION SCREEN
5. SUGGESTED AREA FOR DOORS
6. VIRTUAL IMAGE
7. FLAT PANEL DISPLAYS
8. N.A.
9. N.A.

NOTES

- A. RECOMMENDED 9' CEILING HEIGHT
- B. ROOM DIMENSION MAXIMUM MODIFICATION FOR SMALLER ROOM CONTACT DVE

CONTACTS

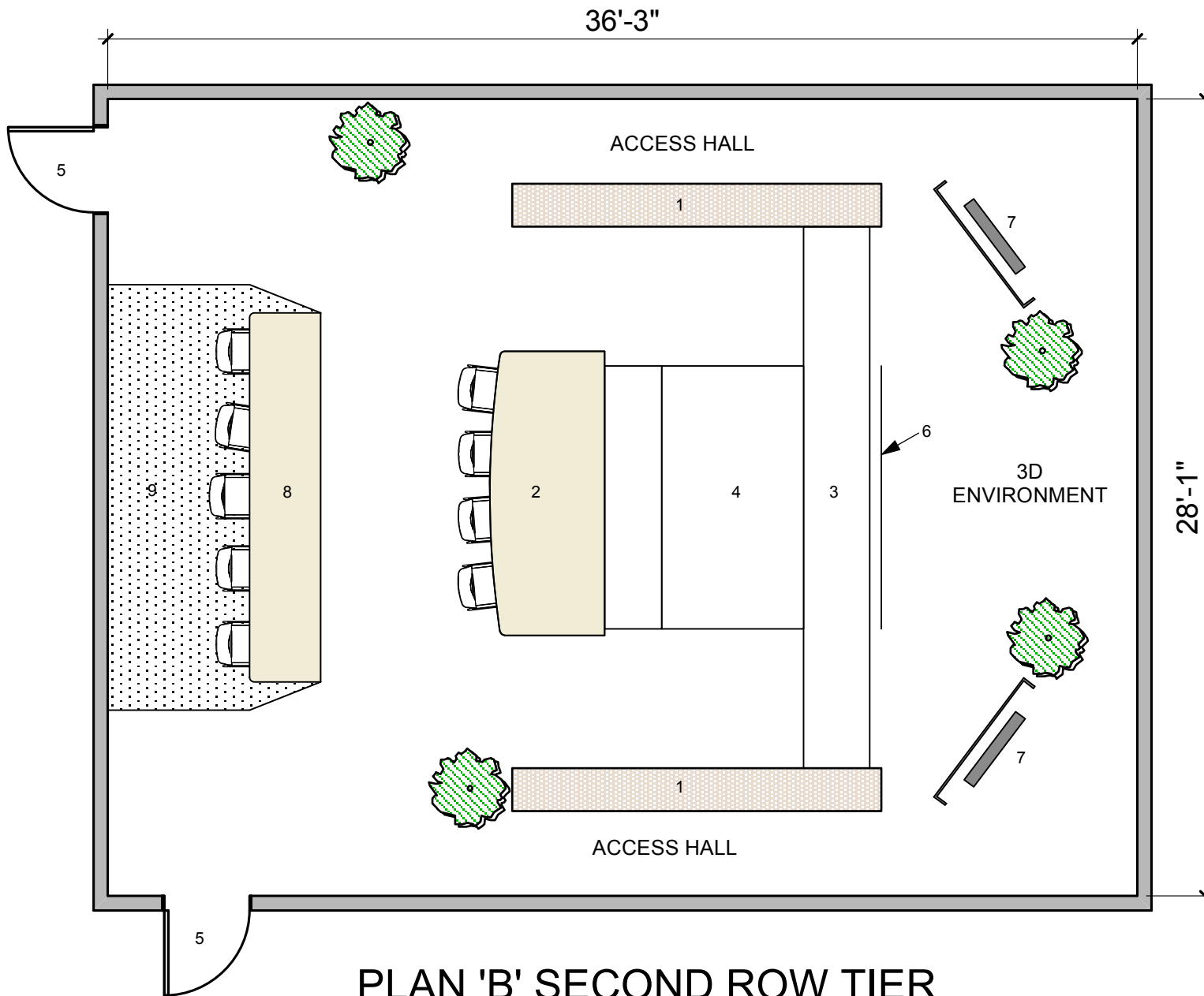
WWW.DVETELEPRESENCE.COM
 (949) 347-9167 MAIN
 (949) 606-6685 FOR DESIGN QUESTIONS

specifications subject to change without prior notice.

copyright © 2010 dve

These drawings and specifications, including the ideas and arrangements represented therein, are the property of the DVE Inc. DVE Inc. as Author of these documents, shall retain all common law, statutory and other reserved rights including copyright. No part thereof shall be copied, disclosed or used in any way shape or form without prior written permission.

DVE IMMERSION ROOM



PLAN 'B' SECOND ROW TIER

LEGEND

1. PARTITION WALLS
2. MAPLE TABLE
3. LOW SPEAKER PARTITION
4. HD PROJECTION SCREEN
5. SUGGESTED AREA FOR DOORS
6. VIRTUAL IMAGE
7. FLAT PANEL DISPLAYS
8. SECOND ROW TABLE
9. SECOND ROW RISER

NOTES

- A. RECOMMENDED 9' CEILING HEIGHT
- B. ROOM DIMENSION MAXIMUM MODIFICATION FOR SMALLER ROOM CONTACT DVE

CONTACTS

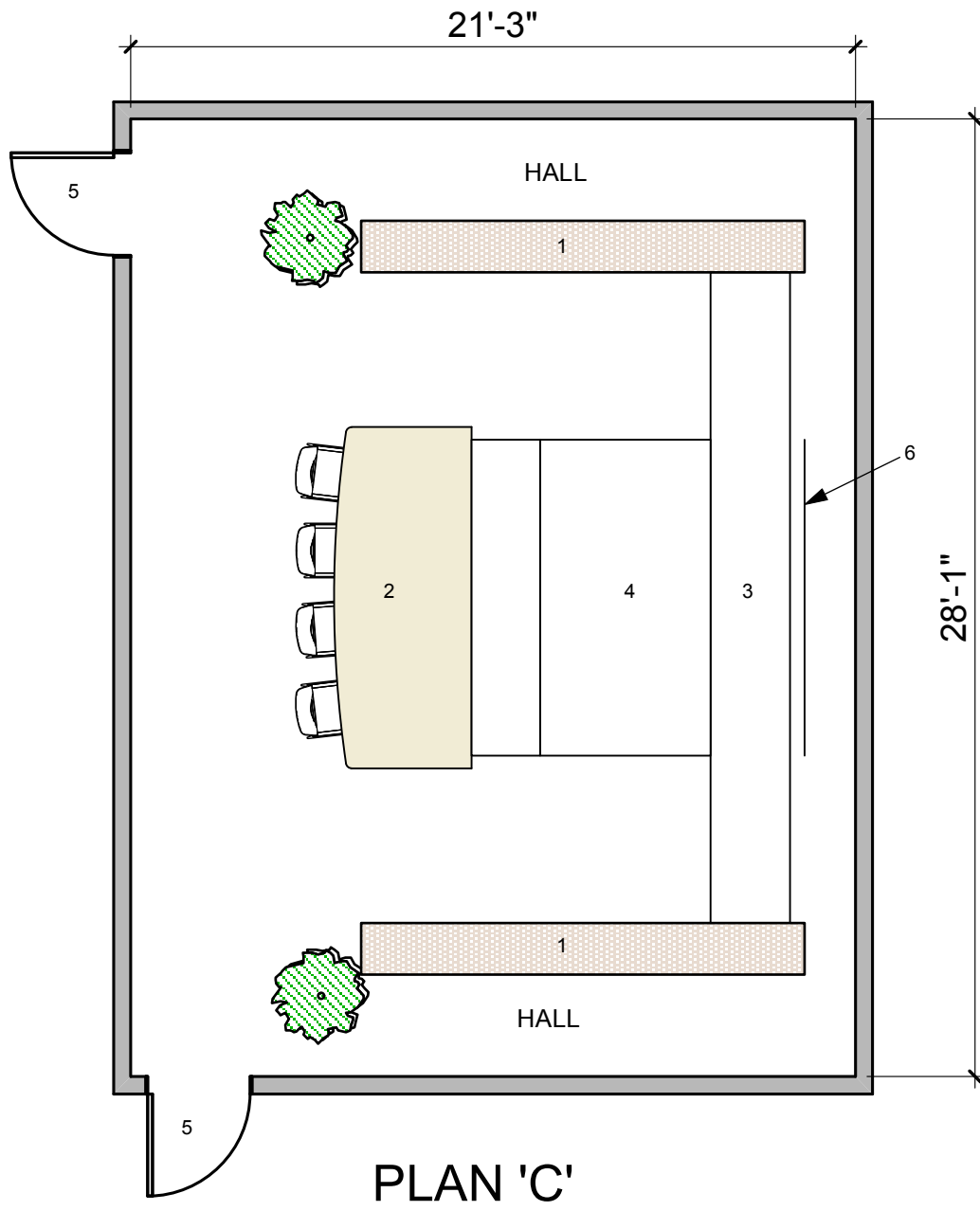
WWW.DVETELEPRESENCE.COM
 (949) 347-9167 MAIN
 (949) 606-6685 FOR DESIGN QUESTIONS

specifications subject to change without prior notice.

copyright © 2010 dve

These drawings and specifications, including the ideas and arrangements represented therein, are the property of the DVE Inc. DVE Inc. as Author of these documents, shall retain all common law, statutory and other reserved rights including copyright. No part thereof shall be copied, disclosed or used in any way shape or form without prior written permission.

DVE TELEPRESENCE ROOM



LEGEND

1. PARTITION WALLS
2. MAPLE TABLE
3. LOW SPEAKER PARTITION
4. HD PROJECTION SCREEN
5. SUGGESTED AREA FOR DOORS
6. VIRTUAL IMAGE
7. N.A.
8. N.A.
9. N.A.

NOTES

- A. RECOMMENDED 9' CEILING HEIGHT
- B. ROOM DIMENSION MAXIMUM MODIFICATION FOR SMALLER ROOM CONTACT DVE

CONTACTS

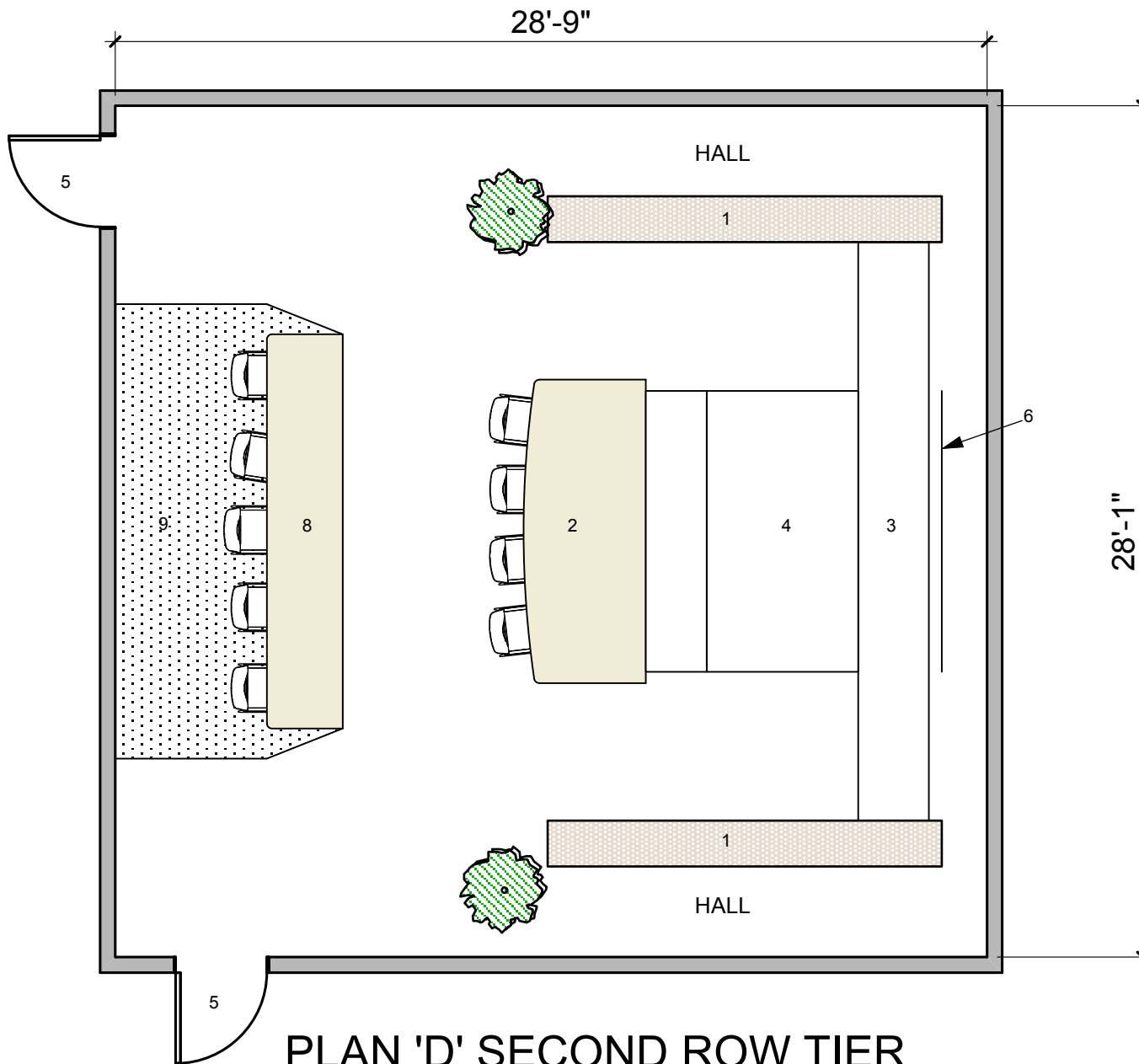
WWW.DVETELEPRESENCE.COM
 (949) 347-9167 MAIN
 (949) 606-6685 FOR DESIGN QUESTIONS

specifications subject to change without prior notice.

copyright © 2010 dve

These drawings and specifications, including the ideas and arrangements represented therein, are the property of the DVE Inc. DVE Inc. as Author of these documents, shall retain all common law, statutory and other reserved rights including copyright. No part thereof shall be copied, disclosed or used in any way shape or form without prior written permission.

DVE TELEPRESENCE ROOM



PLAN 'D' SECOND ROW TIER

LEGEND

1. PARTITION WALLS
2. MAPLE TABLE
3. LOW SPEAKER PARTITION
4. HD PROJECTION SCREEN
5. SUGGESTED AREA FOR DOORS
6. VIRTUAL IMAGE
7. N.A.
8. SECOND ROW TABLE
9. SECOND ROW RISER

NOTES

- A. RECOMMENDED 9' CEILING HEIGHT
- B. ROOM DIMENSION MAXIMUM MODIFICATION FOR SMALLER ROOM CONTACT DVE

CONTACTS

WWW.DVETELEPRESENCE.COM
 (949) 347-9167 MAIN
 (949) 606-6685 FOR DESIGN
 QUESTIONS

specifications subject to
 change without prior notice.

copyright © 2010 dve

These drawings and specifications, including the ideas and arrangements represented therein, are the property of the DVE Inc. DVE Inc. as Author of these documents, shall retain all common law, statutory and other reserved rights including copyright. No part thereof shall be copied, disclosed or used in any way shape or form without prior written permission.